

KVH Information Sheet



Kiwifruit leaf phytotoxicity effects

Background









A scoring system has been developed to standardise the evaluation process in ZESPRI product testing field trials to assist the assessment of spray phytotoxicity. This system scores leaf condition based on the presence and severity of phytotoxicity symptoms. The scoring system is outlined below.

0 = No symptoms

1 = Light symptoms (vein staining, bronzing)

2 = Moderate symptoms (vein staining, 'cross hatching', mild yellowing)

3 = Severe symptoms (vein staining, 'cross hatching', heavy yellowing and leaf breakdown)

Level	Upperside of leaf	Underside of leaf	Description/details
0			No effects
1			The early symptom of light vein staining can be seen on the underside of the leaf. Vein staining may darken over time.
2			Cross hatched vein staining/darkening. Early signs of yellowing may appear on the topside of the leaf.
3			Severe yellowing and leaf beginning to breakdown. Leaf may deform as a result.

Kiwifruit Vine Health Incorporated (KVH) makes no warranty or representation as to the accuracy or completeness of the information, photographs or other published material in this publication. KVH shall not be liable to any person for loss, injury or damages arising from a person's reliance on the published material. Published material authored by a person other than KVH reflects the view of the author and not necessarily the view of KVH. The published material may be subject to copyright and shall not be reproduced in any manner without first obtaining the permission of KVH.